

Lyxor MSCI India UCITS ETF - USD

1. FUND INFORMATION

Investment objective

The Lyxor MSCI India UCITS ETF - USD is a UCITS compliant exchange traded fund that aims to track the benchmark index MSCI Emerging Markets India Net TR (USD).

The MSCI Emerging Markets India Net TR (USD) is a free float market cap-based index which represents approximately 85% of the total market capitalisation in India. The complete methodology of the index is available on www.msci.com.

Lyxor ETFs are efficient investment vehicles listed on exchange that offer transparent, liquid and low-cost exposure to the underlying benchmark index.

Trading Information

Place	Opening Hours (GMT)	Currency	Ticker Bloomberg	RIC Reuters	Distribution
SGX	01:00 / 09:00	USD	INR SP	LINR.SI	No
SIX Swiss Exchange*	08:00 / 16:20	USD	LYINR SW	LYINR.S	No
LSE	08:00 / 16:30	GBP	INRL LN	LYINRL.L	No
LSE	08:00 / 16:30	USD	INRU LN	INRU.L	No
NYSE Euronext Paris**	08:00 / 16:30	EUR	INR FP	INR.PA	No
Borsa Italiana (Milano)**	08:00 / 16:30	EUR	INDI IM	INDI.MI	No
Deutsche Boerse (Xetra)**	08:00 / 19:00	EUR	LYXINR GY	LYXINR.DE	No
Bolsa de Madrid**	08:00 / 16:30	EUR	INR SM	LINR.MC	No

* First Listing Place of this share class ** Listing of other share classes

The above information is strictly for reference only. Please note that the trading price and trading currency may be different between different bourses for the same listed product.

Ticker: INR SP

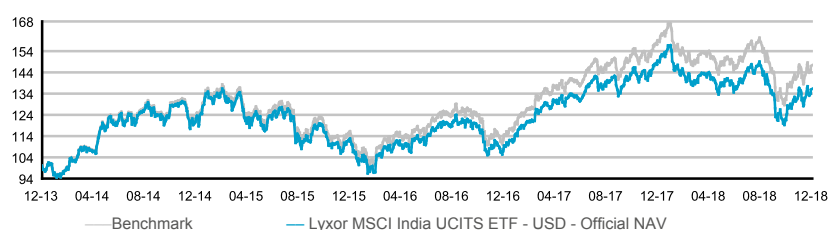
Main Fund Characteristics

Ticker	INR SP
Fund Type	French FCP
Domiciliation	France
UCITS compliant	Yes
ISIN	FR0010375766
Replication method	Indirect (Swap Based)
Securities Lending	No
Full ownership of fund assets	Yes
Share Class Currency	USD
Inception Date	11/12/2006
Nav per share at inception (USD)	12.04
Total Expense Ratio p.a	0.85%
Currency risk	Yes
NAV per Share (USD)	18.21
Share AUM (M USD)	167.62
Total Fund Assets (M USD)	1,222.59
Minimum Investment (Share)	10
Income treatment	Capitalisation


Source: Lyxor AM, 31st December 2018

2. Index information

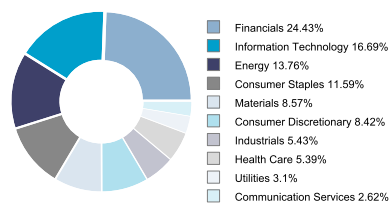
Source: Bloomberg, Lyxor AM, to 31st December 2018



Index Geographical Allocation



Index Sector Allocation



3. ETF Performances

	1 Month	3 Months	6 Months	3 Years	5 Years
Lyxor MSCI India UCITS ETF - USD	-0.27%	2.10%	-0.61%	20.76%	36.28%
Benchmark	-0.13%	2.53%	0.23%	26.78%	47.42%
Tracking Difference	-0.14%	-0.43%	-0.84%	-6.02%	-11.14%

	YTD	2017	2016	2015	2014
Lyxor MSCI India UCITS ETF - USD	-8.84%	36.56%	-3.00%	-7.82%	22.43%
Benchmark	-7.30%	38.76%	-1.43%	-6.12%	23.87%
Tracking Difference	-1.54%	-2.19%	-1.57%	-1.70%	-1.44%
Tracking Error	-	0.03%	0.05%	0.05%	0.03%

Source: Bloomberg, Lyxor AM, to 31st December 2018

The figures relating to [past performances / simulated past performances / past performances and simulated past performances] refer or relate to past periods and are not a reliable indicator of future results. This also applies to historical market data.

Full name	MSCI Emerging Markets India Net TR (USD)
Exposure	Asia Pacific ex Japan
Asset Class	Equity
Index type	Net Total Return
Currency	USD
Index Reuters RIC	.dMIIN0000NUS
Index Bloomberg ticker	NDEUSIA
Further information	www.msci.com

Top ten constituents

Reliance Industries Ltd	10.15%
Housing Development Finance	10.03%
Infosys Ltd	7.31%
Tata Consultancy Svcs Ltd	5.41%
Hindustan Unilever Ltd	3.75%
Axis Bank Ltd	3.54%
Itc Ltd	3.06%
Icici Bank Ltd	2.72%
Maruti Suzuki India Ltd	2.50%
Larsen & Toubro Ltd	2.17%

Performances related to distributing ETF are calculated reinvesting dividends into the ETF performance
Performance gap represents the performance differences between the ETF and the Index
The Tracking Error represents the annualised volatility of the performance differences between the ETF and the benchmark

Changes of benchmark may occur. To compare the track of the ETF with its benchmark, we will use the below indexes:

	From	To
MSCI INDIA	25/10/2006	06/06/2011
MSCI Emerging Markets India Net TR (USD)	06/06/2011	

Risk Factors

It is important for potential investors to evaluate the risks described below and in the fund prospectus which can be found on www.lyxoretf.com

CAPITAL AT RISK: ETFs are tracking instruments: Their risk profile is similar to a direct investment in the Underlying Index. Investors' capital is fully at risk and investors may not get back the amount originally invested.

REPLICATION RISK: The fund objectives might not be reached due to unexpected events on the underlying markets which will impact the index calculation and the efficient fund replication.

COUNTERPARTY RISK: Investors are exposed to risks resulting from the use of an OTC Swap with Societe Generale. In-line with UCITS guidelines, the exposure to Societe Generale cannot exceed 10% of the total fund assets. Physically replicated ETFs may have counterparty risk resulting from the use of a Securities Lending Programme.

UNDERLYING RISK: The Underlying Index of a Lyxor ETF may be complex and volatile. When investing in commodities, the Underlying Index is calculated with reference to commodity futures contracts exposing the investor to a liquidity risk linked to costs such as cost of carry and transportation. ETFs exposed to Emerging Markets carry a greater risk of potential loss than investment in Developed Markets as they are exposed to a wide range of unpredictable Emerging Market risks.

CURRENCY RISK: ETFs may be exposed to currency risk if the ETF is denominated in a currency different to that of the Underlying Index they are tracking. This means that exchange rate fluctuations could have a negative or positive effect on returns.

LIQUIDITY RISK: Liquidity is provided by registered market-makers on the respective stock exchange where the ETF is listed, including Societe Generale. On-exchange liquidity may be limited as a result of a suspension in the underlying market represented by the Underlying Index tracked by the ETF; a failure in the systems of one of the relevant stock exchanges, Societe Generale or other market-maker systems; or an abnormal trading situation or event.

Investor's Notice

Full description of each Lyxor ETF is set out in the respective Prospectus issued by Lyxor International Asset Management ("Lyxor AM"), the responsible person for the Lyxor ETF in Singapore. Prospectuses are available from the Singapore representative, RBC Dexia Trust Services Singapore Limited (Registration Number 199504677Z). This monthly report is for general information only and does not have regard to the specific investment objectives, financial situation and the particular needs of any specific person. Potential investors should read the Prospectus and consider carefully, and may seek advice from a financial adviser, whether the Lyxor ETF is suitable for him, before investing.

Each Lyxor ETF seeks to track the performance of a particular benchmark index, by purchasing a basket of international stocks which may not contain any constituents of the index; and subject to a 10% limit of the Lyxor ETF's assets, may enter into certain swap agreements to exchange the Lyxor ETF's exposure to the basket of stocks (or other financial instruments which are assets of the Lyxor ETF) with that of the benchmark index. Please refer to the relevant Prospectus for details on the investment objective, focus and approach of, and the risks of investing in, the relevant Lyxor ETF, including amongst others, the counterparty risk and risk of the swap agreements. The counterparty of the Lyxor ETF under the swap agreement is currently Société Générale ("SG"). Information about SG's creditworthiness can be found on SG's website. The link to SG's website can be found on www.lyxoretf.com.sg.

The information herein is provided by Société Générale, the Singapore marketing representative of the Lyxor ETF. Reference to Lyxor AM is a reference to the company solely in its capacity as manager of the Lyxor ETF. Lyxor AM carries on fund management work outside Singapore and neither carries on business nor offers any services in Singapore.

Investors should note that information and performance of the respective indices should not be used or construed as the information or a proxy, prediction, forecast or projection of the performance or future performance of the Lyxor ETF. The value of Units and income accruing to the Units, if any, may rise or fall. Units may be redeemed with Lyxor AM under certain specified conditions and the listing of Units does not guarantee a liquid market for the Units. Past performance of the manager or Lyxor ETF is not necessarily indicative of its future performance.

The complete prospectus of the Lyxor ETF is downloadable on www.lyxoretf.com.sg.