



TISCO Japan Equity RMF (TJPRMF)

As of 30 June 2021

Fund Risk Level: Level 6 High Risk

General Information

Fund Type : Foreign Investment Fund (Feeder Fund)
Retirement Fund
AIMC Category : Japan Equity
Registered Date : 29 November 2013
Subscription & Redemption Period : Every working day
during 8:30 - 12:00
Minimum Amount for Subscription : 1,000 Baht
Minimum Amount for Redemption : None
Settlement Day : T+3 (after the redemption date)
Dividend Policy : None

Investment Policy

The fund shall invest at least 80% of its NAV in **Nikkei 225 Exchange Traded Fund** (master fund), an Exchange Traded Fund listed and traded on the Tokyo Stock Exchange, Inc. (TSE), Japan. The master fund is managed by the Nomura Asset Management Co., Ltd. and has an investment policy to invest in the constituent stocks of Nikkei 225 and stocks to become constituent Nikkei 225 stocks with the objective of achieving investment returns in line with the performance of **Nikkei 225**. Additionally, the fund may invest in derivatives for hedging purpose upon fund manager's judgment but in the normal circumstance the fund will not invest in derivatives for hedging purpose.

Fees and Expenses

Fee Charged to the Fund (% p.a. of NAV)

Management Fee 1.0700%
Trustee Fee 0.032100%
Registrar Fee 0.171200%

Fee Charged to Unit holders (% of investment unit value)

Front-end Fee None
Back-end Fee None
Switching In Fee None
Switching Out Fee 1.00% of investment unit value the day before transaction but not less than 200 baht

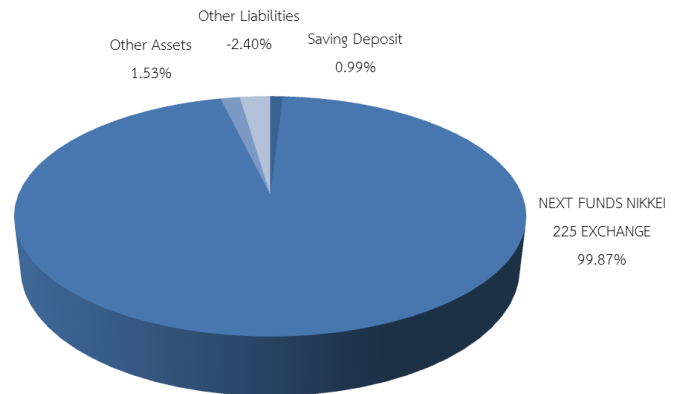
Note: The fees and expenses charged above include VAT, specific business tax or any other taxes related with fees and expenses.

Warnings & Recommendation

- Investors may not dispose of, transfer, pledge, or place as a security investment units of Retirement Mutual Fund.
- Investors of Retirement Mutual Fund not being complied with investment conditions shall not be entitled to receive tax benefits and shall return such benefits within specified period or will be subject to surcharge and penalties according to the Revenue Code.
- Investors should study terms and conditions before investing in Retirement Mutual Funds. Additional details and tax guides can be asked from the Management Company or selling agents.
- The fund may invest in derivatives for hedging purpose upon fund manager's judgment in the future. So the fund has exchange rate risk
- The master fund may invest in derivatives for efficient portfolio management purpose upon fund manager's judgment. It will have risks more than general mutual funds.
- The Management Company reserves the right to reject or halt the subscription order, allocation and/or transferring of investment units directly or indirectly for US citizens.

Details of Portfolio

Assets Allocation

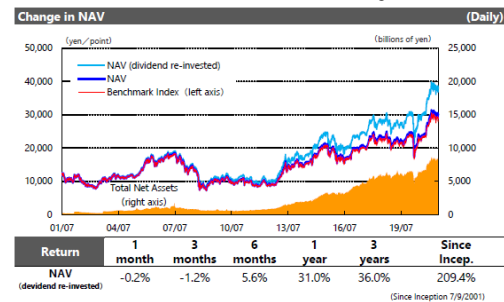


Top 5 Holding (By Company)

Securities/Issuer	Proportion
NEXT FUNDS NIKKEI 225 EXCHANGE	99.87%

Remarks: The information is as of June 30, 2021. Current information can be found on the website www.tiscoasset.com

Past Performance of NEXT FUNDS Nikkei 225 Exchange Traded Fund



Remarks: The information is as of June 30, 2021.

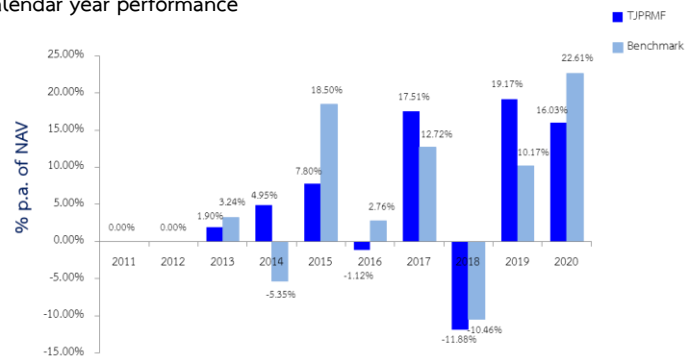
Fund Performance (%)

	Past Performance and Benchmark Return													
	%						% p.a.							
	Year to Date	3 Months	Percentile	6 Months	Percentile	1 Years	Percentile	3 Years	Percentile	5 Years	Percentile	10 Years	Percentile	Since Inception
Fund Return	4.80%	-1.25%	75th	4.80%	75th	29.29%	50th	9.23%	25th	12.24%	50th	n.a.	n.a.	7.33%
Benchmark Return	4.83%	-1.17%	25th	4.83%	75th	30.81%	25th	7.78%	50th	9.41%	95th	n.a.	n.a.	7.25%
Benchmark Return (Hedging)	4.91%	-1.08%	75th	4.91%	75th	29.36%	50th	8.78%	25th	12.73%	25th	n.a.	n.a.	8.19%
Fund Standard Deviation	17.72%	19.00%	95th	17.72%	75th	16.09%	50th	19.44%	95th	17.61%	95th	n.a.	n.a.	19.01%
Benchmark Standard Deviation	15.80%	15.76%	75th	15.80%	75th	13.91%	5th	15.49%	5th	13.78%	25th	n.a.	n.a.	14.71%

Benchmark: Nikkei 225 Index, calculating in THB term

Remarks: The information is as of June 30, 2021.

Calendar year performance



*The calendar year performance of the year that the fund was set up is the performance from the inception date until the last business day of that year.

**Past performance do not determine future performance.

***Current information can be found on the website www.tiscoasset.com.