

This is a marketing communication. This is not a contractually binding document. Please refer to the prospectus of the UCITS and to the PRIIPs KID before making any final investment decisions.

Fund Description

Lazard's Global Listed Infrastructure Equity Fund is an actively managed portfolio that typically invests in equity securities of infrastructure companies with a minimum market capitalization of \$250 million. The Fund uses a "Preferred Infrastructure" philosophy that focuses primarily on equity securities of companies that own physical infrastructure assets that meet certain preferred criteria, such as revenue certainty, profitability and longevity.

Share Class


NAV	\$3.17
Dividend Yield [§]	1.20%

[§]The dividend yield is the annual historic dividend per share divided by the current price.

Fund AUM

Class Currency	\$1,323.60m
Base Fund Currency	£1,090.77m

Risk Rating



Key Risks Related to the Fund

There is no capital guarantee or protection of the value of the Fund. The value of your investment and the income from it can go down as well as up and you may not get back the amount you originally invested.

As the Fund invests on a global basis in Infrastructure Companies, it may be less diversified than other funds investing in a broader range of industries. Securities and instruments of Infrastructure Companies may be more susceptible to adverse economic, political or regulatory occurrences affecting their industries and may be subject to a variety of factors that may adversely affect their business or operations, including additional costs, competition, regulatory implications and certain other factors.

Key Risks Related to the Share Class

Your shares will be hedged with the aim of reducing the effect of exchange rate fluctuations between their denominated currency and the base currency of the Fund. This may not completely eliminate currency risk and therefore, any residual risk may affect the performance of your shares.

See "Risk Factors" in the UCITS' Prospectus and Fund Supplement for more information about risks.

Performance Data

Past performance is not a reliable indicator of future results

Rolling Year Performance (%)*

(Annualised Return* in USD % p.a.)

	12 Months ended 30 September									
	2023	2022	2021	2020	2019	2018	2017	2016	2015	2014
Lazard Global Listed Infrastructure Equity Fund	11.9	-1.7	14.8	-7.5	14.1	-0.2	24.9	10.3	10.8	-
MSCI World Core Infrastructure	-0.8	-1.4	14.3	-4.5	20.5	3.7	10.7	13.1	5.4	-

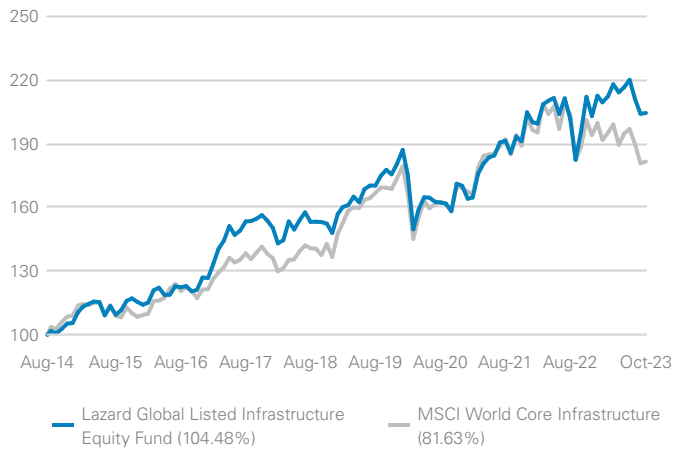
Fund Performance (%)*

(Annualised Return* in USD % p.a.)

	Periods ended October 2023									
	1M	3M	YTD	1Y	Cumulative			Annualised		
					3Y	5Y	S.I.	3Y	5Y	S.I.
Lazard Global Listed Infrastructure Equity Fund	0.2	-7.1	0.8	4.4	29.3	33.5	105.2	8.9	6.0	8.1
MSCI World Core Infrastructure	0.4	-7.7	-6.4	-3.8	14.7	32.0	81.6	4.7	5.7	6.7

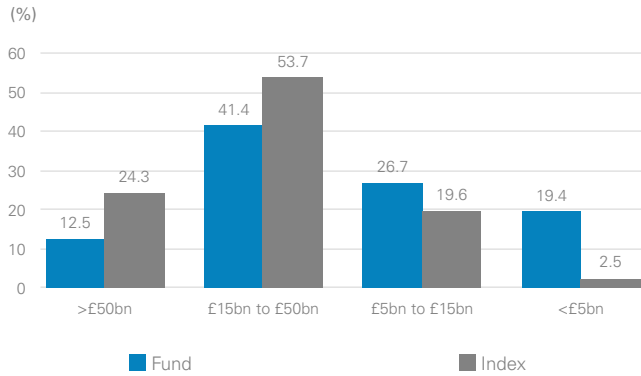
*Source: Morningstar, NAV to NAV Price, Net Income Reinvested, Net of Fees. The maximum initial subscription fee chargeable to the investor is 0% (i.e. USD 0 for an investment of USD 1,000). Performance data for periods less than 1 year is illustrated on a cumulative growth basis. UK investors may be liable to taxation on the income from the fund, depending upon their personal circumstances. The effect of taxation would have been to reduce the returns stated. The returns from your investment may be affected by changes in the exchange rate. As at 30 June 2018 the benchmark was changed from the FTSE Developed Core Infrastructure 50/50 Index to the MSCI World Core Infrastructure Index. Prior to 1 April 2015, the benchmark was the UBS Global 50/50 Infrastructure and Utilities Index.

\$100 Invested Since Inception



Source: Morningstar, Cumulative Growth, NAV to NAV Price, Net of fees, Net Income Reinvested to 31 October 2023 in USD.

Market Cap Breakdown Ex Cash



Region Breakdown Ex Cash

Region	Fund (%)	Index	Relative Weight
Continental Europe	38.6	12.4	26.2
North America	30.0	70.0	-40.0
United Kingdom	20.6	4.6	16.0
Asia ex Japan	10.7	8.0	2.7
Japan	0.0	4.9	-4.9

Technical Statistics[‡]

	Fund	Index
Alpha (% p.a.)	4.63	-
Beta	0.89	-
Information Ratio	0.78	-
Sharpe Ratio	0.49	0.18
Tracking Error (% p.a.)	5.47	-
Volatility	13.88	14.45

[‡]Source: Morningstar. Technical statistics calculated three years to 31 October 2023. For the calculation of Sharpe ratio, the 3-month Libor rate has been used as the reference interest rate.

Top 10 Holdings

Stock	Country	Fund (%)
National Grid	United Kingdom	8.8
VINCI	France	8.3
Norfolk Southern	United States	8.2
Ferrovial	Spain	7.9
United Utilities	United Kingdom	4.8
Severn Trent	United Kingdom	4.8
Snam	Italy	4.7
CSX	United States	4.6
American Electric Power	United States	4.5
Atlas Arteria	Australia	3.9
Total		60.5
Number of Securities		29

Sector Breakdown Ex Cash

	Fund (%)	Index	Relative Weight
Utilities	49.1	42.1	7.0
Industrials	43.1	24.6	18.5
Energy	4.7	19.4	-14.7
Telecommunications	3.1	0.0	3.1
Consumer Discretionary	0.0	0.3	-0.3
Real Estate	0.0	13.7	-13.7

Characteristics - Equity

	Fund	Index
Active Share	81.5	
P/E Ratio - Next 12 Months (%)	15.6	17.5
P/E Ratio - Trailing 12 months (%)	15.0	15.8
ROE (%)	11.6	14.8
Dividend Yield (%)	4.6	4.0
Price to Book Value Ratio	1.7	2.3
EPS Growth - Next 12 months (%)	-3.9	-3.1

Fund Information

Fund Objective†	To achieve over the long-term total returns comprising income and capital appreciation.
Asset Class	Global Equity
Benchmark	MSCI World Core Infrastructure
Management Company	Lazard Fund Managers (Ireland) Ltd
Fund Managers	Bertrand Cliquet + Team
Fund Launch Date	27/02/2012
Share Class Launch Date	11/08/2014
Base Fund Currency	GBP
Class Currency	USD
Type	Distribution
Income Distribution Dates	April and October
SFDR Category	Article 8

†There is no assurance that the Lazard Global Listed Infrastructure Equity Fund's objectives or performance targets will be achieved.

Fees

Annual Management Fee	0.85%
Ongoing charges	0.95%
Max Subscription Fee	0.00%
Max Redemption Fee	2.00%
Minimum Investment Amount	10 000 GBP
Swing Pricing	Applicable

Glossary

Active Share measured as a percentage, active share is the degree of deviation in holdings between a portfolio and its benchmark. Active share of a portfolio is calculated as half the sum of the absolute active weights of all securities in a portfolio and its benchmark. For portfolios without shorts, the statistic ranges from 0% (index tracker) to 100% (no overlap with index). The higher the number, the more "active" the manager is.

Alpha represents the return of a portfolio that is attributable to the manager's investment decisions.

Beta measures a fund's sensitivity to movements in the overall market.

EPS represents the fiscal period earnings per share (EPS) for the period.

Information ratio represents the value added by the manager (excess return) divided by the tracking error.

The **Ongoing Charges** represent the ongoing costs to the fund from one year to the next which includes but is not limited to the fund's annual management fees, professional fees, audit fees, custody fees and custody transaction fees. It

Settlement

Subscriptions Settlement	T+3
Redemptions Settlement	T+3
Dealing Frequency	You can buy and sell shares in the Fund on any day on which the stock exchanges in London, New York and Sydney are open for business.
Cut-off Time (Subscriptions)	15:00 T-0 IE Dublin
Cut-off Time (Redemptions)	15:00 T-0 IE Dublin

Identifiers

ISIN	IE00BDX8CQ10
Sedol	BDX8CQ1
Bloomberg	LZGUHID ID
WKN	A2AF5X
Valoren	25224374

does not include any performance fee or portfolio transaction costs incurred buying or selling assets for the fund. The Ongoing charges may vary from year to year.

P/E Ratio/ Earnings Per Share (EPS).

Price to Book Value / Book Value per Share.

Return on Equity (ROE) calculated by taking earnings per share of the company and dividing it by the stock's book value.

The **Risk Rating** is calculated in line with PRIIPs Regulation 2014 (the "PRIIPs Regulations")

Sharpe ratio measures return in excess of the risk free rate for every unit of risk taken.

Tracking error measures the volatility of the difference between a portfolio's performance and the benchmark.

Volatility is a measure of the fund's returns in relation to its historic average.

Contact Details

Website: lazardassetmanagement.com

Dealing and Administration

Telephone: +353 1242 5421

Belgium and Luxembourg

Lazard Fund Managers (Ireland) Limited, Belgium Branch
326 Avenue Louise, 1050 Brussels, Belgium
Telephone: +32 2 626 15 30/ +32 2 626 15 31
Email: lfm_belgium@lazard.com

France

Lazard Frères Gestion, S.A.S.
25 rue de Courcelles, 75008 Paris
Telephone : +33 1 44 13 01 79

Germany and Austria

Lazard Asset Management (Deutschland) GmbH
Neue Mainzer Str. 75, 60311 Frankfurt am Main
Telephone: +49 69 / 50 60 60
Email: fondsinformationen@lazard.com

Italy

Lazard Asset Management (Deutschland) GmbH
Via Dell'Orso 2, 20121 Milan
Telephone: + 39-02-8699-8611
Email: fondi@lazard.com

Spain and Portugal

Lazard Fund Managers (Ireland) Limited, Sucursal en España
Paseo de la Castellana 140, Piso 10º, Letra E, 28046 Madrid
Telephone: + 34 91 419 77 61
Email: contact.es@lazard.com

Switzerland and Liechtenstein

Lazard Asset Management Schweiz AG
Uraniastrasse 12, CH-8001 Zürich
Telephone: +41 43 / 88 86 480
Email: lfm.ch@lazard.com

United Arab Emirates – Dubai International Financial Center

Lazard Gulf Limited
Index Tower, Floor 10, Office 1008 - DIFC, Dubai, PO Box 506644
Telephone: +971 4 372 8250
Email: dubaimarketing@lazard.com

United Kingdom, Finland, Ireland, Denmark, Norway and Sweden

Lazard Asset Management Limited
50 Stratton Street, London W1J 8LL
Telephone: 0800 374 810
Email: contactuk@lazard.com

USA

Lazard Asset Management
30 Rockefeller Plaza - New York, NY - 10112
Telephone: 800-882-0011

Important Information

The Lazard Global Listed Infrastructure Equity Fund is a sub-fund of Lazard Global Active Funds plc, an open-ended investment company with variable capital structured as umbrella funds with segregated liability between sub-funds incorporated with limited liability and is authorised and regulated as UCITS by the Central Bank of Ireland.

MSCI makes no express or implied warranties or representations and shall have no liability whatsoever with respect to any MSCI data contained herein. The MSCI data may not be further redistributed or used as a basis for other indexes or any other securities or financial products. This report is not approved, reviewed or produced by MSCI.

All rights in the FTSE Developed Core Infrastructure 50/50 Index (the "Index") vest in FTSE International Limited ("FTSE"). "FTSE®" is a trademark of the London Stock Exchange Group companies and is used by FTSE under license. The investment product has been developed solely by Lazard Asset Management Limited. The Index is calculated by FTSE or its agent. FTSE and its licensors are not connected to and do not sponsor, advise, recommend, endorse or promote the investment product and do not accept any liability whatsoever to any person arising out of (a) the use of, reliance on or any error in the Index or (b) investment in or operation of the investment product. FTSE makes no claim, prediction, warranty or representation either as to the results to be obtained from the investment product or the suitability of the Index for the purpose to which it is being used by Lazard Asset Management LLC.

Lazard Fund Managers (Ireland) Limited is authorized and regulated in Ireland by the Central Bank of Ireland. Copies of the full Fund Prospectus, the relevant Packaged Retail and Insurance-based Investment Products Key Information Document (PRIIPs KID) and the most recent Report and Accounts are available in English, and other languages where appropriate at www.lazardassetmanagement.com. Investors and potential investors should read and note the risk warnings in the Prospectus and relevant PRIIPs KID. The fees and costs charged when issuing or repurchasing units or switching sub-funds, as well as any minimum subscription amounts, are as detailed in the PRIIPs KID.

The current document is provided for information purposes only. It should not be considered a recommendation or solicitation to purchase, retain or sell any particular security. Past performance is not a reliable indicator of future results. The value of investments and the income from them can fall as well as rise and you may not get back the amount you invested. There can be no assurance that the Fund's objectives or performance target will be achieved. Any investment is subject to fees, taxation and charges within the Fund and the investor will receive less than the gross yield. The performance shown does not take account of any commissions and costs charged when subscribing to and redeeming shares. Not for distribution in the United States, or to or for the account of US citizens or investors based in the US.

Please note that neither the Fund nor all share classes of the Fund are registered in every jurisdiction. Investment into the portfolio will not be accepted before the appropriate registration is completed in the relevant jurisdiction.

Additional information by Jurisdiction:

United Kingdom, Finland, Ireland, Denmark, Norway and Sweden: The information is approved, on behalf of Lazard Fund Managers (Ireland) Limited, by Lazard Asset Management Limited, 50 Stratton Street, London W1J 8LL. Incorporated in England and Wales, registered number 525667. Lazard Asset Management Limited is authorised and regulated by the Financial Conduct Authority.

Germany and Austria: Lazard Asset Management (Deutschland) GmbH, Neue Mainzer Strasse 75, 60311 Frankfurt am Main is authorized and regulated in Germany by the BaFin. The Paying Agent in Germany is Landesbank Baden-Württemberg, Am Hauptbahnhof 2, 70173 Stuttgart. The Paying Agent in Austria is UniCredit Bank Austria AG, Rothschildplatz 1, 1020 Vienna.

Belgium and Luxembourg: This information is provided by the Belgian Branch of Lazard Fund Managers Ireland Limited, at Blue Tower Louise, Avenue Louise 326, Brussels, 1050 Belgium. The Paying Agent and the Representative in Belgium for the registration and the receipt of requests for issuance or repurchase of units or for switching sub-funds is Societe Generale Private Banking NV, Kortrijksesteenweg 302, 9000 Gent, Belgium.

France: Any person requiring information in relation to the Fund mentioned in this document is required to consult the PRIIPs KID which is available on request from Lazard Frères Gestion SAS. The information contained in this document has not been independently verified or audited by the statutory auditors of the UCITS(s) concerned. This information is provided by Lazard Frères Gestion SAS, 25, rue de Courcelles 75 008 Paris.

Italy: This information is provided by the Italian branch of Lazard Asset Management (Deutschland) GmbH. Lazard Asset Management (Deutschland) GmbH, Via Dell'Orso 2 - 20121 Milan is authorized and regulated in Germany by the BaFin. Not all share classes of the relevant sub-fund are registered for marketing in Italy and target institutional investors only. Subscriptions may only be based on the current prospectus. The Paying Agent for the funds are BNP Paribas Securities Services, Piazza Lina Bo Bardi, 3, 20124 Milano, and Allfunds Bank SA, Milan Branch, Via Santa Margherita 7, 20121, Milano.

Netherlands: This information is provided by the Dutch Branch of Lazard Fund Managers (Ireland) Limited, which is registered in the Dutch register held with the Dutch Authority for the Financial Markets (Autoriteit Financiële Markten).

Spain and Portugal: This information is provided by the Spanish Branch of Lazard Fund Managers Ireland Limited, at Paseo de la Castellana 140, Piso 100, Letra E, 28046 Madrid and registered with the National Securities Market Commission (Comisión Nacional del Mercado de Valores or CNMV) under registration number 18. The Global Listed Infrastructure Equity Fund is a Foreign Collective Investment Scheme registered with the CNMV under registration number 1376.

Andorra: For Andorran licensed financial entities only. This information is provided by the Spanish Branch of Lazard Fund Managers Ireland Limited, at Paseo de la Castellana 140, Piso 100, Letra E, 28046 Madrid and registered with the National Securities Market Commission (Comisión Nacional del Mercado de Valores or CNMV) under registration number 18. This information is approved by Lazard Asset Management Limited (LAML). LAML and the Fund are not regulated or authorised by or registered in the official registers of the Andorran regulator (AFA) and thus the Shares of the Fund may not be offered or sold in Andorra through active marketing activities. Any orders transmitted by an Andorran licensed financial entity for the acquisition of Shares of the Fund and/or any marketing materials related to the Fund are provided in response to an unsolicited approach from the investor.

Switzerland & Liechtenstein: Lazard Asset Management Schweiz AG: The domicile of the Fund is Ireland. The Representative in Switzerland is ACOLIN Fund Services AG, Leutschenbachstrasse 50, CH - 8050 Zurich. The Paying Agent is NPB Neue Privat Bank AG, Limmatquai 1, P.O. Box, CH-8024 Zurich, while the paying agent in Liechtenstein is LGT Bank AG, Herrengasse 12, FL-9490 Vaduz. Please take all information from our website, the Swiss Representative or from www.fundinfo.com. The Prospectus, the Constitution Documents, the Packaged Retail and Insurance-based Investment Products Key Information Document (PRIIPs KID) as well as the semi-annual and annual reports may be obtained free of charge at the registered office of the Swiss Representative. The performance shown does not take account of any commissions and costs charged when subscribing to and redeeming shares. Not all share classes of the respective sub-fund are registered for distribution in Liechtenstein and are aimed exclusively at institutional investors. Subscriptions may only be made on the basis of the current prospectus.

United Arab Emirates: Issued and approved by Lazard Gulf Limited, Gate Village 1, Level 2, Dubai International Financial Centre, PO Box 506644, Dubai, United Arab Emirates. Registered in Dubai. International Financial Centre 0467. Authorised and regulated by the Dubai Financial Services Authority to deal with Professional Clients only.