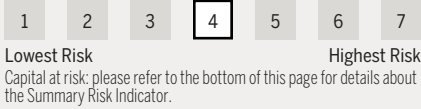


Wellington Global Quality Growth Fund

SUMMARY RISK INDICATOR



MORNINGSTAR™ RATING*: ★★★★★

FUND DETAILS*

Fund Inception: May 2011
Share Class Inception: May 2011
Fund Assets: USD 5.3 billion
NAV: USD 36.81
Currency Hedging Type: Unhedged

*For investors other than those investing via a third-party distributor: The fund may have restrictions on accepting new investors or additional investments. Please contact your relationship manager prior to making additional subscriptions.

KEY INFORMATION

Domicile: Luxembourg
Regulatory Regime: UCITS
Legal Structure: Contractual FCP
Dealing Frequency: Daily
Country Registration: Austria, Denmark, Finland, France, Germany, Iceland, Italy, Luxembourg, Netherlands, Norway, Portugal, Singapore*, South Korea, Spain, Sweden, Switzerland, United Kingdom.
ISIN: LU0629158030

*Restricted scheme

FUND CHARACTERISTICS

Asset-Weighted Market Capitalisation: USD 396.9 billion
Beta (3 Yr): 0.90
Tracking Risk (3 Yr, Annualised): 4.8%
Turnover: 92.2%

FEES AND PRICING

Minimum Investment: USD 1 million
Management Fee: 0.75% p.a.
Ongoing Charges Figure*: 0.85%

*The ongoing charges figure excludes Fund transaction costs, except in the case of depositary fees and an entry/exit charge paid by the Fund when buying or selling Shares in another collective investment undertaking. A detailed description of the charges that apply is set out in the section "Charges and Expenses" in the Prospectus. The ongoing charges figure may change over time. Charges applied will reduce the return potential of investments. | If an investor's own currency is different from the currency shown, costs could increase or decrease due to currency or exchange related fluctuations.

For more information, please visit
www.wellingtonfunds.com

SUMMARY OF INVESTMENT OBJECTIVE AND POLICY

The Wellington Global Quality Growth Fund seeks long-term total returns. The Investment Manager will actively manage the Fund against the MSCI All Country World Index, seeking to achieve the objective by investing primarily in equity securities issued by companies worldwide, emphasising a balance of growth, valuation, capital return and quality criteria in selecting stocks.

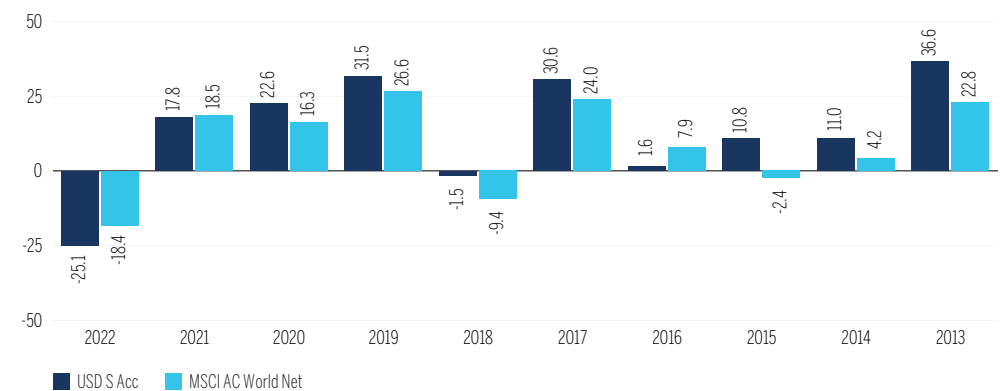
FUND PERFORMANCE (%)

Past performance does not predict future returns.

TOTAL RETURNS NET OF FEES AND EXPENSES

	YTD	1 MO	3 MOS	1 YR	3 YRS	5 YRS	10 YRS
USD S Acc	7.0	-2.7	-7.4	7.4	2.1	7.7	10.0
MSCI AC World Net	6.7	-3.0	-9.6	10.5	6.7	7.5	6.8

CALENDAR YEAR RETURNS



DISCRETE ANNUAL PERFORMANCE

	NOV '22 - OCT '23	NOV '21 - OCT '22	NOV '20 - OCT '21	NOV '19 - OCT '20	NOV '18 - OCT '19	NOV '17 - OCT '18	NOV '16 - OCT '17	NOV '15 - OCT '16	NOV '14 - OCT '15	NOV '13 - OCT '14
USD S Acc	7.4	-24.7	31.7	15.5	17.7	6.2	25.1	2.9	13.4	16.1
MSCI AC World Net	10.5	-20.0	37.3	4.9	12.6	-0.5	23.2	2.0	0.0	7.8

Past results are not necessarily indicative of future results and an investment can lose value.

The inception date of the USD S Acc share class is 25 May 2011. | Periods greater than one year are annualised. | If an investor's own currency is different from the currency in which the fund is denominated, the investment return may increase or decrease as a result of currency fluctuations. | Fund returns shown are net of USD S Acc share class fees and expenses. Fund returns shown are net of actual (but not necessarily maximum) withholding and capital gains tax but are not otherwise adjusted for the effects of taxation and assume reinvestment of dividends and capital gains. The index returns, where applicable, are shown net of maximum withholding tax and assume reinvestment of dividends. | Please note the fund has a swing pricing mechanism in place. | If the last business day of the month is not a business day for the Fund, performance is calculated using the last available NAV. This may result in a performance differential between the fund and the index. | Source: Fund - Wellington Management. Index - MSCI.

FUND MANAGEMENT



John Boselli, CFA
 38 years of experience

WHAT ARE THE RISKS?

CAPITAL: Investment markets are subject to economic, regulatory, market sentiment and political risks. All investors should consider the risks that may impact their capital, before investing. The value of your investment may become worth more or less than at the time of the original investment. The Fund may experience a high volatility from time to time.

CONCENTRATION: Concentration of investments within securities, sectors or industries, or geographical regions may impact performance.

CURRENCY: The value of the Fund may be affected by changes in currency exchange rates. Unhedged currency risk may subject the Fund to significant volatility.

EMERGING MARKETS: Emerging markets may be subject to custodial and political risks, and volatility. Investment in foreign currency entails exchange risks.

EQUITIES: Investments may be volatile and may fluctuate according to market conditions, the performance of individual companies and that of the broader equity market.

HEDGING: Any hedging strategy using derivatives may not achieve a perfect hedge.

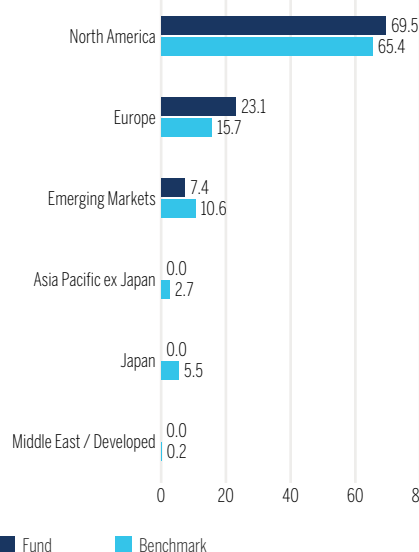
MANAGER: Investment performance depends on the investment management team and their investment strategies. If the strategies do not perform as expected, if opportunities to implement them do not arise, or if the team does not implement its investment strategies successfully; then a fund may underperform or experience losses.

SUSTAINABILITY: A Sustainability Risk can be defined as an environmental, social or governance event or condition that, if it occurs, could cause an actual or potential material negative impact on the value of an investment.

Before subscribing, please refer to the Fund offering documents/prospectus for further risk factors and pre-investment disclosures. For the latest NAV, please visit www.fundinfo.com.

REGIONAL DISTRIBUTION

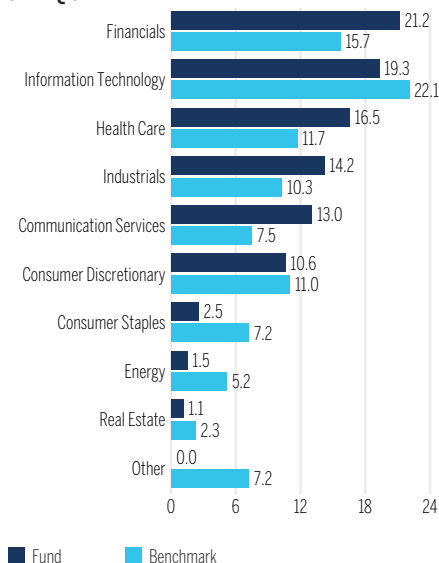
% OF EQUITY



Totals may not add up to 100% due to rounding.

SECTOR DISTRIBUTION

% OF EQUITY



Totals may not add up to 100% due to rounding.

TOP 10 HOLDINGS

COMPANY NAME	MARKET	INDUSTRY	% OF EQUITY
Microsoft Corp	United States	Software & Services	5.5
Alphabet Inc	United States	Media & Entertainment	4.1
Amazon.com Inc	United States	Consumer Discretionary Dst & Retail	4.0
Meta Platforms Inc	United States	Media & Entertainment	3.2
UnitedHealth Group	United States	Health Care Equipment & Services	2.6
McKesson Corporation	United States	Health Care Equipment & Services	2.3
Jabil Inc	United States	Technology Hardware & Equipment	2.1
Visa Inc	United States	Financial Services	2.1
Salesforce Inc	United States	Software & Services	2.0
Taiwan Semi	Taiwan	Semiconductors, Semiconductor Eqpmt	1.9
Total of Top 10			29.8
Number of Equity Names			68

The individual issuers listed should not be considered a recommendation to buy or sell. The weightings do not reflect exposure gained through the use of derivatives. Holdings vary and there is no guarantee that the Fund currently holds any of the securities listed. Please refer to the annual and semi-annual report for the full holdings.

In the following countries, this material is provided by: Canada: Wellington Management Canada ULC registered in the provinces of Alberta, British Columbia, Manitoba, Nova Scotia, New Brunswick, Newfoundland and Labrador, Ontario, Prince Edward Island, Quebec and Saskatchewan in the categories of Portfolio Manager and Exempt Market Dealer. In the UK, Wellington Management International Limited (WMIL), a firm authorised and regulated by the Financial Conduct Authority (Ref: 208573). In EEA countries where the Fund is registered: Wellington Management Europe GmbH which is authorised and regulated by the the German Federal Financial Supervisory Authority, (BaFin). Shares of the Fund may not be distributed or marketed in any way to German retail or semi-professional investors if the Fund is not admitted for distribution to these investor categories by BaFin. Hong Kong: Wellington Management Hong Kong Limited (WM Hong Kong), a corporation licensed by the Securities and Futures Commission. Wellington Investment Management (Shanghai) Limited is a wholly-owned entity and subsidiary of WM Hong Kong. Singapore: Wellington Management Singapore Pte Ltd (WM Singapore) (Registration No 201415544E), regulated by the Monetary Authority of Singapore. Australia: Wellington Management Australia Pty Ltd (WM Australia), for use solely by wholesale clients (as defined in the Corporations Act 2001). WMC is exempt from the requirement to hold an Australian financial services licence (AFSL) under the Corporations Act 2001 in respect of financial services. WMC is regulated by the SEC under the laws of the United States, which differ from the laws applying in Australia. Japan: Wellington Management Japan Pte Ltd (WM Japan) (Registration No 199504987R) is registered as a Financial Instruments Firm with registered number: Director General of Kanto Local Finance Bureau (Kin-Sho) Number 428, a member of the Japan Investment Advisers Association, the Investment Trusts Association, Japan (ITA) and the Type II Financial Instruments Firms Association (T2FIFA). WMIL, WM Hong Kong, WM Japan and WM Singapore are also registered as investment advisers with the SEC; however, they will comply with the substantive provisions of the US Investment Advisers Act only with respect to their US clients ©2021 Wellington Management. All rights reserved. WELLINGTON MANAGEMENT FUNDS® is a registered service mark of Wellington Group Holdings LLP. | All index data is provided "as is". The Fund described herein is not sponsored or endorsed by the index provider. In no event shall the index provider, its affiliates or any data provider have any liability of any kind in connection with the index data or the Fund described herein. No further distribution or dissemination of the index data is permitted without the index provider's express written consent. | 44K8